



Storage Solutions

For Your Yard and Garden



Welcome

High quality, integrity of design and many options ... you will find these important attributes right here! Our sheds are carefully and professionally constructed by highly-skilled craftsmen who believe in doing the job right. We will step you through the process of finding the perfect shed that will meet your needs and style preferences.

Table of Contents

<i>Shed Construction</i>	<i>..... 3</i>
<i>Grandewood Classic Line</i>	<i>..... 4</i>
<i>Dormers and Shakes</i>	<i>..... 6</i>
<i>Vinyl Sheds</i>	<i>..... 8</i>
<i>Wood Sheds</i>	<i>..... 10</i>
<i>Basic Garages</i>	<i>..... 12</i>
<i>Custom Garages</i>	<i>..... 14</i>
<i>Lean-To-Sheds</i>	<i>..... 16</i>
<i>Firewood Sheds</i>	<i>..... 16</i>
<i>Chicken Coops</i>	<i>..... 16</i>
<i>Dog Houses</i>	<i>..... 16</i>
<i>Options</i>	<i>..... 17</i>
<i>Design Your Shed</i>	<i>..... 18</i>

Shed Construction




Wood Shed Specifications

LP Smart Panel or Duratemp


- 1 - Foundation: 4x4 Pressure-Treated Foundation Beams
- 2 - Subflooring: 2x4 Framing, 16-in O.C. (pressure-treated optional)
- 3 - Flooring: 5/8-in Exterior Grade Plywood (pressure-treated or **LP** Smart Floor optional)
- 4 - Wall Framing: 2x4 Framing, 16-in O.C.
- 5 - Siding: 1/2-in Deep Groove Duratemp Fir Siding or 7/16-in **LP** Smart Panel
- 6 - Roof Framing: 2x4 Double Gusseted Rafters, 16-in O.C.
- 7 - Sheathing: 1/2-in CDX Plywood or 7/16-in OSB (**LP** Tech Shield sheathing optional)
- 8 - Roofing: GAF Lifetime Shingles w/Aluminum Drip Edging
- 9 - Doors: Heavy-Duty Wood Doors with 2x3 Framing
- 10 - Windows: Aluminum Vertical Slider windows with grids and screens or aluminum jalousie with screens

We have engineered drawings for all styles of our sheds. They are available sealed in every state.



Vinyl Shed Specifications

- 1 - Foundation: 4x4 Pressure-Treated Foundation Beams
- 2 - Subflooring: 2x4 Framing, 16-in O.C. (pressure-treated optional)
- 3 - Flooring: 5/8-in Exterior Grade Plywood (pressure-treated or **LP** Smart Floor optional)
- 4 - Wall Framing: 2x4 Framing, 16-in O.C.
- 5a - Siding: Double 4 1/2-in Vinyl Siding
- 6 - Roof Framing: 2x4 Double Gusseted Rafters, 16-in O.C.
- 7 - Sheathing: 7/16-in OSB (**LP** Tech Shield sheathing optional)
- 8 - Roofing: GAF Lifetime Shingles w/Aluminum Drip Edging
- 9 - Doors: Fiberglass embossed panel doors
- 10 - Windows: Aluminum Vertical Slider windows with grids and screens



The Carriage

Grandewood Classics

The Grandewood Classics line meets the demand for an upscale storage shed. This line features that extra detail along with our legendary craftsmanship for the discriminating homeowner. Featuring the wider roof overhangs and fascias, wider door and window trims, larger windows and other features. This line is available in vinyl or wood siding.

6-inch overhang is standard on Grandewood Classics except The Garden.



4



The Carriage

Shown: 10x16

Shingles: Hickory

Siding: Navajo LP Smart Panel

Tan Trim / Red Doors & Shutters

Options: Gable Vents, Windowed Cupola

The Garden

Shown: 10x14 w 4-inch Overhang

Shingles: Weatherwood

Siding: Tan LP Smart Panel

Beige Trim / Clay Doors & Shutters

Options: Gable Vents, Ramp

The Estate

Shown: 10x16

Shingles: Weatherwood

Siding: Ivory Vinyl

Clay Trim / Hunter Doors & Shutters

Options: Gable Vents, Windowed Cupola

The Glenwood

Shown: 10x16

Shingles: Weatherwood

Siding: Red LP Smart Panel

Navajo Trim / Avocado Doors & Shutters

Options: Gable Vents

The Kingston

Shown: 10x14

Shingles: Weatherwood

Siding: Sand Vinyl

Clay Trim / Black Shutters

Options: Gable Vents, Fiberglass 9-Lite Door





10 x 16 Estate

Dormers and Shakes

Add that classic New England look with our LP Shake Gables and either a Double or Triple Shed Dormer. Now your shed can have that "special" look



6



Previous Page

Shown: 10x16 Estate
Shingles: Weatherwood
Siding: Navajo LP Smart Panel
Tan Trim / Avocado Doors & Shutters
Options: LP Shake Gables, Triple Shed Dormer with Triple Windows



This Page

Shown: 10x16 Kingston
Shingles: Charcoal
Siding: Ronks Gray LP Smart Panel
White Trim / Red Doors & Shutters
Options: Triple Shed Dormer with Triple Windows

*You can add the LP Shake Gables for that special look.
Make your uniquely personalized shed look even better!*

*You have the choice of either a double or Triple Shed Dormer
and 2 or 3 windows with LP Trim and Star Shutters.*





The Quaker

Vinyl Sheds

Vinyl Sheds, as with any of our sheds, make the perfect place where you can do your crafting. Whether you are an artistic painter, a great sewer or you enjoy making pottery, you will have your own special space.



The Villa



The Quaker

Shown: 10x14
Shingles: Weatherwood
Siding: Pewter
White Trim / Blue Shutters
Options: Cupola, Ramp

The Chalet

Shown: 10x14
Shingles: Weatherwood
Siding: Khaki
White Trim / Black Shutters
Options: Octagon Window, Gable Vents,
11-lite Door, Flowerboxes

The Cottage

Shown: 10x14
Shingles: Pewter Gray
Siding: Pewter
White Trim / Red Shutters

The Mini-Barn

Shown: 10x12
Shingles: Weatherwood
Siding: Khaki
Tan Trim

The Villa

Shown: 10x16
Shingles: Charcoal
Siding: Sand
White Trim / Black Shutters

The Cape

Shown: 10x14
Shingles: Charcoal
Siding: Pewter
White Trim / Black Shutters
Options: Windowed Cupola

The Gable

Shown: 8x12
Shingles: Weatherwood
Siding: Sand
Clay Trim / Clay Shutters
Options: Gable Vents

The Dutch Barn

Shown: 8x12
Shingles: Weatherwood
Siding: Autumn Tan
Clay Trim / Clay Shutters
Options: Gable Vents






The Gable

Wood Sheds

Our Wood Sheds are LP! With today's green concern and LP's production of engineered materials, our LP sheds are a natural choice for building green and having a low environmental impact. LP products have one of the most competitive warranties on the market. Our LP sheds feature LP Smart Panel siding and the optional LP Smart Floor and LP Tech Shield radiant barrier roof sheathing.

ECONO LINE SHEDS - Our Econo Sheds (Barn, Mini-Barn & Gable) are more economically constructed but feature the same quality as our other lines.



The Gable

Shown: 10x14
Shingles: Weatherwood
Siding: Pequea Tan
Navajo Trim / Hunter Shutters
Options: Cupola

The Gable Econo

Shown: 8x12
Shingles: Charcoal
Siding: Ronks Gray
Navajo Trim



The Cape

Shown: 10x14
Shingles: Shakewood
Siding: Clay
Beige Trim / Brown Shutters

The Dutch Barn

Shown: 10x14
Shingles: Weatherwood
Siding: Clay
Navajo Trim / Red Shutters



The Mini-Barn

Shown: 10x12
Shingles: Fox Hollow Gray
Lt. Gray Siding / White Trim
Options: Cupola, Gable Vents

The Quaker

Shown: 10x14
Shingles: Pewter Gray
Siding: Ronks Gray
White Trim / Gray Shutters
Options: Gable Vents



The Barn

Shown: 10x10
Shingles: Fox Hollow Gray
Siding: Red
White Trim

*The Gable, Mini-Barn and Barn Styles are available
in the more-economically constructed Econo Sheds Style.*





The Two-Story Gable Garage

Garages

Need a garage to park your car out of the elements? We have the garage that will fit the demands on your list. Whether it's just more room to store your things or a nice place to have your workbench. From our two-story gable to our single-car and modular units, all are built to last! Let us build your garage for you and help add value to your home and property.



12



Single Bay

Shown: 12x20

Shingles: Weatherwood

Siding: Sand Vinyl Siding

Beige Trim / Red Shutters

Options: Heritage Garage Door, Gable Vents



Two-Story

Shown: 14x24

Shingles: Weatherwood

Siding: Red LP Smart Panel

Beige Trim / Gray Shutters

Options: Cupola & Weathervane, Heritage Garage Door, Gable Vents



Built On Site

Shown: 24x38

Shingles: Pewter Gray

Siding: Custom Blue Vinyl Siding

White Trim / Red Doors

Options: 2 6-ft Dormers, 8-12 Attic Truss, Custom Red O/H Doors



Modular

Shown: 24x24

Shingles: Weatherwood

Siding: Clay LP Smart Panel

Navajo Trim / Red Shutters



Our Basic Garages can be built in various sizes with vinyl or wood panel siding, assorted colors and featuring any of our many options.





Custom Garages

Whether we use your design or ours, anything is possible! Because you deserve the best, we can make your dream become a reality. Improve the overall appearance and value of your property with one of our individualized custom garages. We're ready when you are.



Previous Page

24x36 Custom Vinyl Garage

Full Second Floor, 3 4-ft Dormers, Breezeway Attached to House,
3 Custom O/H Doors, Khaki Siding, White Trim, Black Shingles,
Azek Denti & Crown Mouldings, Windowed Cupola & Weathervane



26 x 38

26x38 Custom Vinyl Garage

38-ft Shed Dormer, Stairs to Second Level, 5-ft Dormers,
Custom Siding, White Trim, Weatherwood Shingles



20 x 20

20x20 Custom Wood Garage

Pine Tongue and Groove Siding, 2 Double Doors,
Transom Windows, No Paint, White Trim, Black Shingles



28 x 40

28x40 Custom Wood Garage

3 4-ft Dormers, Brick Base, LP Lap Siding, Azek Window
Trim, 3-ft Overhang on Front, 2 Custom O/H Doors, 8-12
Pitch Roof, 12-inch Overhang on Sides, Clay Siding, White Trim,
Hunter Shutters, Weatherwood Shingles




24 x 36

24x36 Custom Vinyl Garage

2 Dormers, 8-12 Attic Truss, Carriage Style O/H Doors,
Single 9-Lite Door, Sand Siding, White Trim, Weatherwood Shingles





Wood




The Vinyl Lean-To Shed

Lean-To Sheds

Our Lean-To Sheds are designed to fit against your existing garage or house and are available in vinyl or wood

Firewood Sheds



Our firewood sheds are an attractive and practical way to provide storage for your firewood

Chicken Coops



Our chicken coops are available in different sizes and colors

Dog Houses



Our dog houses are available in the Chalet or Barn Styles, in different sizes and colors

Options



Stacked Stone Front



Metal Roof



Heritage Garage Door



Cupola



Windowed Cupola



11-Lite Door



9-Lite Door



Transom Windows



Arch Window



Octagon Window



LP Star Shutters



LP Window Trim



Deluxe Gable Vent



Vinyl Gable Vent



Arch Gable Vent



Flower Box



Porch



Loft and Shelving



Raised Panel Shutters



Rollup Door and Ramp


Other Options Available

- Pressure Treated Floors
- Higher Walls
- Additional Doors
- Custom Size Doors
- Dutch Doors

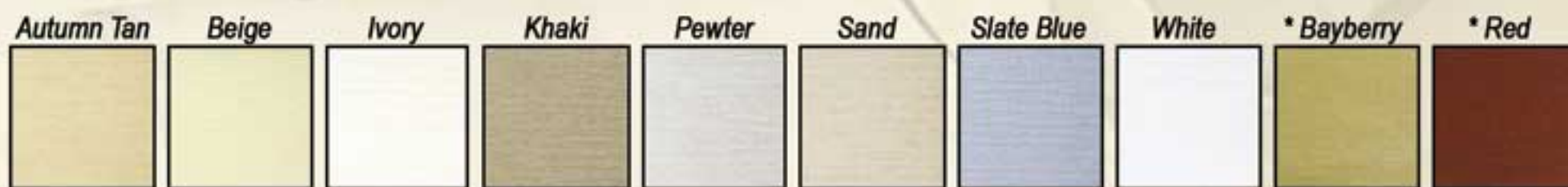
- Overhead Garage Doors
- Additional Windows
- Picture Windows
- Ridge Vents
- Weathervanes

- Interior Partitions
- Workbenches
- Custom Colors
- Stone Front Options
- Shed Dormers

Design Your Shed

- 1 - Choose the size you need.
- 2 - Select the style you prefer.
- 3 - Choose your preferred siding material : Vinyl or Wood ( Smart Panel or Duratemp).
- 4 - Choose the color for your siding.

Vinyl Siding Colors



* Special Order

Wood Siding Colors



- 5 - Choose the trim color.

Vinyl Trim Colors



Wood Trim Colors



6 - Choose the shutter color.

Shutter Colors




7 - Choose the roof color.

Architectural Shingle Colors



Metal Roof Colors



8 - Choose the stacked stone front color.

Stacked Stone Fronts Colors



Delivery Options



Fully Assembled

If your site is accessible, our professionals use trucks and trailers designed specifically to place your shed exactly where you want.



Special Delivery & Installation

We can arrange to have your shed installed by crane or similar method should the site be inaccessible by truck.



Kit Package

If your site is not accessible, we can deliver the shed as a package and our professionals will come and assemble it.



Custom Built on Site

If you have a special order or have a unique location, our professionals can come and build a shed to your specs right on your site.



G-C SHEDS LLC.

Quality Storage Structures

290 Commerce Drive - New Holland PA 17557

Phone (717) 354-4016 - Fax (717) 354-4017

Web: www.g-csheds.com

Email: gcsamsheds109@gmail.com

